GLOBAL AVIATION MONITOR
March 2025

Statistical Report of Global, European and German Air Transport

Contents March 2025

Number of Monthly Departures 04

At the Largest Airports in the World 04

At the Largest Airports in Europe 04

At the Largest Airports in Germany 05

By the Largest Airlines in the World 05

By the Largest Airlines in Europe from European Airports 06

By the Largest Airlines in Germany from German Airports 06

Development of Air Transport Supply 07

Development of the Global Air Transport Supply 07

Changes in the Global Air Transport Supply 07

Development of the German Air Transport Supply 07

Changes in the German Air Transport Supply 07

Imprint 08

The DLR Global Aviation Monitor

The Global Aviation Monitor is a statistical report series from the Institute of Air Transport of the German Aerospace Center, which serves as a supplement to various statistics, such as those from the Federal Statistical Office or the German Airports Association (ADV).

It provides monthly reports on the supply of flights in Germany, Europe, and worldwide. The development of flights over the last fifteen months is presented in the form of a time series. Additionally, there is a monthly ranking of the largest airports and airlines in Germany, Europe, and worldwide, which are compared to the values of the previous year. The data is released during each month and represents the planned data for the current month.

This report fills a gap that is of interest to both airports and airlines in assessing their position on a global scale. It is of interest to policy-makers, administrators, industry stakeholders, and tourism offices to gauge the performance of their region. In the event of significant changes, it is worthwhile to examine closely what has caused them. Due to its monthly updates, the report can serve as a leading indicator for trends and developments.



The report is being developed at the Air Transport Development department of the DLR Institute of Air Transport.

Global air traffic and emissions are expected to grow significantly in the coming decades, necessitating advancements in technology to align with sustainability goals. The Department for Air Transport Development conducts research on forecasting methods to predict air traffic demand and supply, considering global, regional, and local scenarios for various aircraft types. These forecasts assist policymakers, airlines, and airports in planning infrastructure, connectivity, and sustainability measures while evaluating the impact of emissions and noise. By integrating ecological, economic, and social considerations, the department explores the potential of new technologies to improve the sustainability of air transport and guides industry stakeholders in achieving climate-compatible aviation. Their efforts include scenario planning, technical assessments, and the development of roadmaps for sustainable advancements in the aviation sector.

Number of Monthly Departures in March 2025

Ranking by **Airports** Globally, for Europe & Germany

Global airport departures on the rise in March 2025

At 22 of the world's 25 largest airports, the number of departures increased in March 2025 compared to the previous year. The six busiest airports are in North America, with Atlanta leading the list at approximately 33,700 departures. Ranked 7th and 9th are the Asian airports Shanghai Pudong and Guangzhou, while London Heathrow and Istanbul occupy 12th and 13th place, respectively, in Europe. Frankfurt ranks 24th globally.

This figure shows the twenty-five largest **airports worldwide**, measured in passenger flights.

Tab. 1: Number of monthly departures at the largest airports in the world

Rank	Airport	03/2025	Growth rate
1	Atlanta Hartsfield-Jackson Intl	33,680	5.3
2	Chicago O'Hare International	32,665	12.4
3	Dallas/Fort Worth Intl	31,258	5.9
4	Denver Intl	28,543	2.3
5	Charlotte	23,340	4.8
6	Los Angeles International	21,819	3.4
7	Shanghai Pudong International	21,281	3.4
8	Phoenix Sky Harbor Intl	21,065	9.8
9	Guangzhou	20,907	-2.8
10	Tokyo Haneda	20,347	2.6
11	Delhi	20,122	6.4
12	London Heathrow	19,952	0.1
13	Istanbul	19,549	4.3
14	Amsterdam	18,840	1.7
15	Las Vegas McCarran International	18,655	4.4
16	Dubai	18,430	3.2
17	Beijing Capital	18,341	1.6
18	Houston George Bush Intercontinental	18,149	5.3
19	Orlando International	18,147	-0.7
20	Miami International	18,113	3.3
21	Shenzhen	17,819	0.4
22	New York J F Kennedy International	17,669	0.3
23	Paris Charles de Gaulle	17,552	6.4
24	Frankfurt	16,729	0.2
25	Chengdu Tianfu	16,425	-2.1

Source: DLR

Largest European airports see rising passenger flights in March 2025

The largest European airports with the highest number of passenger flights in March 2025 are London Heathrow, Istanbul, Amsterdam, Paris, Frankfurt, and Madrid, each with more than 16,000 scheduled departures, all showing an upward trend compared to the previous year.

This table shows the twenty-five largest **European airports**, measured in passenger flights.

Tab. 2: Number of monthly departures at the largest airports in Europe

Rank	Airport	03/2025	Growth rate
1	London Heathrow	19,952	0.1
2	Istanbul	19,549	4.3
3	Amsterdam	18,840	1.7
4	Paris Charles de Gaulle	17,552	6.4
5	Frankfurt	16,729	0.2
6	Madrid Barajas	16,391	4.1
7	Barcelona	13,368	4.8
8	Rome Fiumicino	12,929	8.3
9	Munich	12,197	0.2
10	Istanbul Sabiha Gokcen	10,322	11.5
11	London Gatwick	9,921	1.6
12	Zurich	9,545	6.9
13	Lisbon	9,104	1.6
14	Vienna	8,897	6.2
15	Copenhagen	8,892	4.5
16	Dublin	8,666	-4.5
17	Moscow Sheremetyevo International	8,612	11.5
18	Athens Intl Eleftherios Venizelos	8,605	14.0
19	Oslo	8,469	8.6
20	Paris Orly	7,881	-1.4
21	Milan Malpensa	7,739	12.5
22	Stockholm Arlanda	7,474	2.7
23	Berlin	7,273	9.0
24	Manchester International	7,229	8.3
25	London Stansted	7,161	7.3

Source: DLR

Number of Monthly Departures in March 2025

Tab. 3: Number of monthly departures at the largest airports in Germany

Rank	Airport	03/2025	Growth rate
1	Frankfurt	16,729	0.2
2	Munich	12,197	0.2
3	Berlin	7,273	9.0
4	Dusseldorf	5,297	-1.8
5	Hamburg	4,290	3.6
6	Stuttgart	2,524	2.3
7	Cologne/Bonn	2,223	-1.5
8	Hanover	1,352	2.0
9	Nuremberg	1,184	20.8
10	Memmingen	840	33.5
11	Bremen	702	8.2
12	Dortmund	693	6.8
13	Hahn	525	38.9
14	Karlsruhe/Baden Baden	478	59.9
15	Leipzig/Halle	441	-11.4
16	Weeze	433	24.4
17	Dresden	328	-4.9
18	Munster	219	-24.0
19	Paderborn	102	-27.1
20	Saarbrucken	80	-10.1
21	Augsburg	34	----
22	Westerland	26	36.8
23	Hamburg Finkenwerder	26	----
24	Friedrichshafen	21	-81.3
25	Moenchengladbach	16	33.3

Source: DLR

Most major German airports see positive growth

Most major airports in Germany recorded positive growth rates in March 2025, with the exceptions of Dusseldorf and Cologne. Airports where low-cost carriers particularly operate, such as Hahn, Memmingen, and Karlsruhe, have experienced especially high growth rates. In contrast, very small airports like Friedrichshafen have seen a significant decline in departures.

Here, the twenty-five largest **German airports** are listed, measured in passenger flights.

Ranking by **Airlines** Globally, for Europe & Germany

Tab. 4: Number of monthly departures by the largest airlines in the world

Rank	Airline	03/2025	Growth rate
1	American Airlines	194,412	8.2
2	Delta Air Lines	150,996	7.0
3	United Airlines	146,145	11.5
4	Southwest Airlines	125,628	-2.3
5	Ryanair	82,264	9.6
6	China Eastern Airlines	71,977	-4.2
7	IndiGo Air	70,216	14.3
8	China Southern Airlines	66,965	-6.1
9	Air China	52,169	-2.7
10	LATAM Airlines	47,474	4.4
11	easyJet	45,347	5.9
12	Alaska Airlines	36,576	3.2
13	Lufthansa German Airlines	32,650	-6.7
14	Air Canada	31,988	0.1
15	Turkish Airlines	31,963	-21.1
16	All Nippon Airways	30,652	2.6
17	JetBlue Airways Corporation	28,090	-2.0
18	Japan Airlines International	26,744	1.0
19	Azul	26,059	-5.2
20	British Airways	25,819	-0.5
21	Air France	23,374	5.9
22	Hainan Airlines	22,821	-3.5
23	Qantas Airways	22,670	-3.8
24	AVIANCA	22,597	2.2
25	Aeroflot Russian Airlines	22,054	11.7

Source: DLR

Major airlines grow in March 2025

Many major airlines worldwide increased their number of scheduled passenger flights in March 2025. Some low-cost carriers, such as Southwest and JetBlue, recorded a decline. American Airlines offers the largest number of flights, with around 194,400 departures, while Lufthansa ranks 13th with around 32,600 departures, showing a downward trend. A sharp decline is observed at Turkish Airlines, partly due to a shift of flights to the newly established subsidiary Ajet. When comparing with the previous year, factors such as holidays or public vacations must be considered, as they can influence the number of available flights in the respective month.

This figure shows the **world's** twenty-five **largest airlines**, measured in passenger flights.

Number of Monthly Departures in March 2025

Ranking by **Airlines** Globally, for Europe & Germany

Ryanair leads Europe in flight numbers with strong growth

Ryanair offers the largest number of flights in Europe in March 2025, with nearly 79,800 departures, showing a 9.1% growth compared to last year.

The twenty-five **airlines in Europe** with the most passenger flights are listed here.

Tab. 5: Number of monthly departures by the largest airlines in Europe from European airports

Rank	Airline	03/2025	Growth rate
1	Ryanair	79,777	9.1
2	easyJet	43,649	5.0
3	Lufthansa German Airlines	30,281	-7.2
4	Turkish Airlines	26,530	-24.3
5	British Airways	22,580	-0.5
6	Air France	20,157	6.6
7	SAS Scandinavian Airlines	19,860	13.5
8	KLM-Royal Dutch Airlines	19,722	1.1
9	Iberia	17,696	2.2
10	Vueling Airlines	17,648	6.7
11	Aeroflot Russian Airlines	16,361	11.7
12	Pegasus Airlines	15,550	12.6
13	Swiss	10,982	4.6
14	Eurowings	10,833	0.3
15	Wizz Air Malta	10,431	4.2
16	Wizz Air	10,206	1.6
17	Ajet	10,153	----
18	Wideroe's Flyveselskap	10,151	10.9
19	ITA Airways	10,143	-1.8
20	Finnair	9,382	9.7
21	Austrian Airlines AG	8,894	6.7
22	TAP Air Portugal	8,295	-0.7
23	LOT - Polish Airlines	8,222	7.6
24	Aegean Airlines	7,958	9.7
25	Aer Lingus	7,958	-2.6

Source: DLR

Lufthansa leads Germany's flight numbers

In March 2025, the airline with the largest number of flights in Germany is Lufthansa, with around 19,900 departures, followed by Eurowings with more than 6,200 departures and Ryanair with around 4,300 departures. A decline can be seen at Lufthansa, which is partly offset by its new subsidiary, Lufthansa City Airlines.

This table ranks the twenty-five **airlines** that offer the most passenger flights in **Germany**.

Tab. 6: Number of monthly departures by the largest airlines in Germany from German airports

Rank	Airline	03/2025	Growth rate
1	Lufthansa German Airlines	19,936	-7.4
2	Eurowings	6,244	2.5
3	Ryanair	4,251	21.2
4	Air Dolomiti	2,041	23.2
5	Condor Flugdienst	1,517	41.8
6	KLM-Royal Dutch Airlines	1,402	2.9
7	easyJet	1,385	8.2
8	Austrian Airlines AG	1,257	13.4
9	British Airways	1,137	-8.7
10	Turkish Airlines	993	-24.1
11	SunExpress	956	-15.4
12	Swiss	911	-2.0
13	Pegasus Airlines	899	2.7
14	Air France	892	3.0
15	TUIfly	711	-5.1
16	Lufthansa City Airlines	708	----
17	Wizz Air	701	-3.3
18	Wizz Air Malta	673	32.0
19	Eurowings Discover	668	39.7
20	SAS Scandinavian Airlines	550	16.0
21	United Airlines	499	8.0
22	Iberia	446	-0.2
23	Aegean Airlines	436	4.1
24	LOT - Polish Airlines	430	2.9
25	Finnair	372	7.2

Source: DLR

Air Transport Development in March 2025

Development and Changes Globally and for Germany

Global and German air traffic trends in March 2025

The following diagrams show the development of global and German flight capacity over the last fifteen months, both worldwide and in the individual region.

Fig. 1-2: **Global flight numbers grow by 3.4% in March 2025**
In March 2025, the number of scheduled passenger flights worldwide grows by around 3.4% compared to the previous year, reaching 3.1 million departures. The regions with the highest volumes are Asia, North America, and Europe, with North America and Europe showing the strongest growth of around 5%.

Fig. 3-4: **Germany sees 2.6% growth in scheduled flights for March 2025**
In Germany, around 58,100 scheduled departures in passenger air traffic are offered in March 2025, representing a growth of 2.6% compared to last year. Approximately 50,300 flights are set to European airports.

Fig. 1: **Development** of the **global air transport supply**

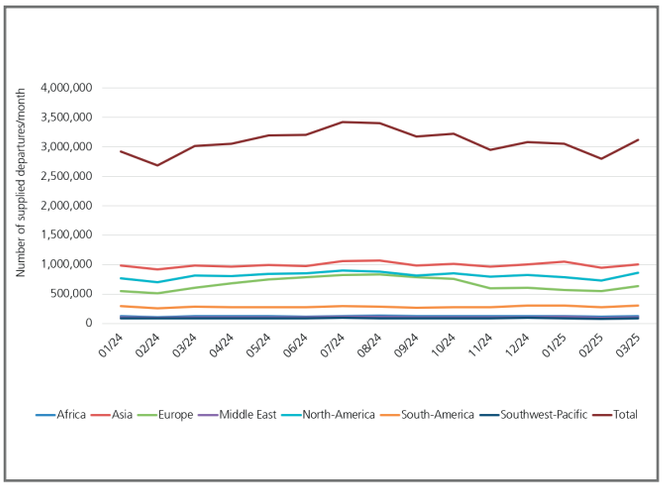

Fig. 2: **Changes** in the global air transport supply

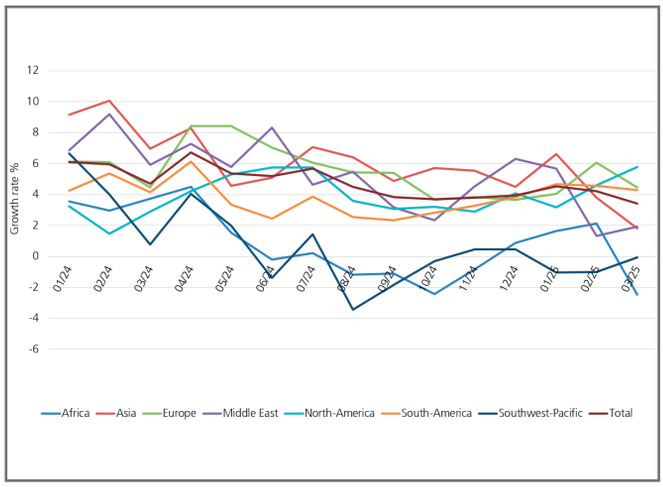

Fig. 3: **Development** of the **German air transport supply**

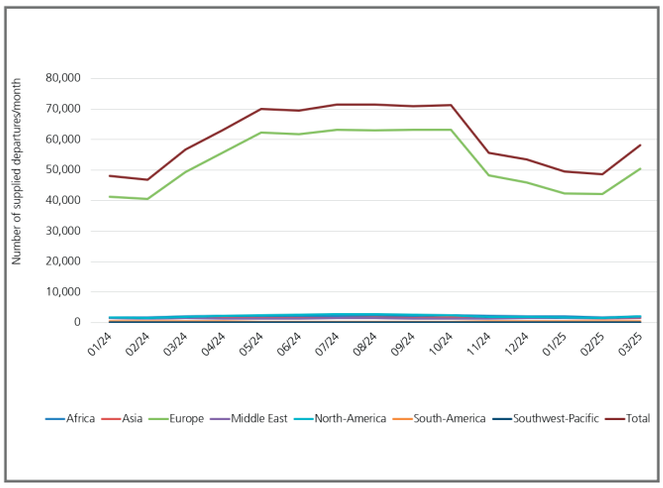

Fig. 4: **Changes** in the German air transport supply

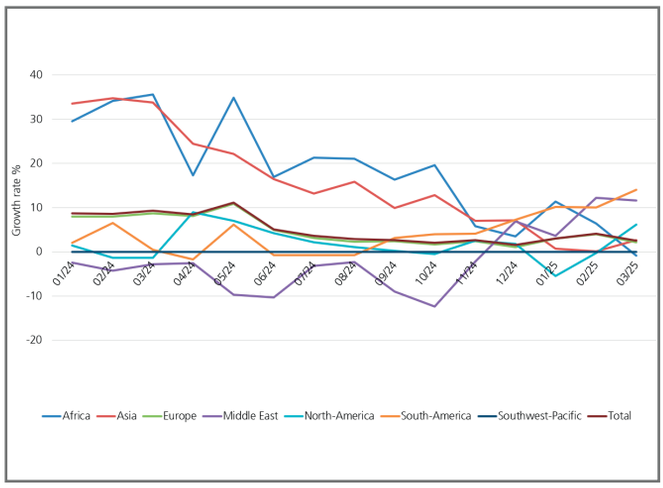

Source: OAG 2023-2025, DLR 2024-2025

DLR Overview

The DLR is the research center of the Federal Republic of Germany for aerospace. We conduct research and development in aviation, space, energy, transportation, security, and digitalisation. The German Space Agency at DLR is responsible, on behalf of the Federal Government, for planning and implementing German space activities. Two DLR project agencies manage funding programmes and support knowledge transfer.

Climate, mobility, and technology are changing globally. The DLR utilises the expertise of its 54 institutes and facilities to develop solutions for these challenges. Our more than 10,000 employees have a common mission: we explore Earth and space and develop technologies for a sustainable future. In doing so, we contribute to strengthening Germany's knowledge and economic base.

DLR Institute of Air Transport

The DLR Institute of Air Transport researches the complex interactions within the air transport system. We develop future scenarios, conduct economic and business analyses, and model and simulate flight and fleet operations.

We forecast, shape, and evaluate air transport as part of the overall transport system to enhance climate compatibility and performance. To achieve this, we integrate ecological, economic, technological, and social aspects of air transport.

Within DLR, we consolidate expertise in analysing air transport markets and assessing the entire value chain. This positions us as a competent partner for industry, society, and policy makers.

Imprint

Publisher:
German Aerospace Center (DLR)
Institute of Air Transport

Address:
Linder Höhe, 51147 Cologne
Phone: +49 2203 601-4554
Email: luftverkehrsprognose@dlr.de

Editorial Team:
Dr. Peter Berster (peter.berster@dlr.de)
Dr. Marc Gelhausen (marc.gelhausen@dlr.de)
Holger Pabst (holger.pabst@dlr.de)

DLR.de/en/lv

DLR (CC BY-NC-ND 3.0)
Pictures: Titel (frank peters), Page 3 (william87) - stock.adobe.com

Deutsches Zentrum
für Luft- und Raumfahrt
German Aerospace Center

Supported by:
Federal Ministry
for Economic Affairs
and Climate Action

on the basis of a decision
by the German Bundestag