

Measurement of the Laminar Burning Velocity of Neat Jet Fuel Components

Sandra Richter, Marie B. Raida, Clemens Naumann, Uwe Riedel
German Aerospace Center (DLR), Institute of Combustion Technology
Pfaffenwaldring 38-40, 70569 Stuttgart, Germany
Sandra.Richter@dlr.de

Abstract - Laminar burning velocities were measured for the neat fuel components n-dodecane, cyclohexane, isooctane, toluene and n-propylbenzene and for jet-fuel (Jet A-1). The measurements were performed using the cone-angle method and at a preheat temperature of 473 K and pressures of 0.1 MPa, 0.3 MPa and 0.6 MPa. It is shown that nearly all fuels have a similar pressure dependence and that the burning velocity of Jet A-1 is in between the burning velocity of the neat components. Also structural differences among n- and iso-alkanes are explained. In addition, a comparison to experimental data from literature is presented.

Keywords: laminar burning velocity, neat fuel components, Jet A-1, cyclohexane, n-dodecane, isooctane, toluene, n-propylbenzene

1. Introduction

All fuels produced from crude oil are complex mixtures of many different hydrocarbons with strongly varying composition. To enable fuel-specific CFD-simulations for the design of new combustors or optimization of existing ones, the jet fuels of interest need to be represented by a reaction mechanism describing the combustion. As the number of fuel components is typically large, the concept of surrogates (model fuel) is the accepted modelling approach [1]. Here, the fuel is represented by a small number of key-components from the four molecule classes contained in a jet fuel, namely n-alkanes, iso-alkanes, cyclo-alkanes and aromatics.

To generate new data for the development of new surrogate models for Jet A-1 the laminar burning velocity of several neat fuel components was measured using the cone-angle method at a preheat temperature of 473 K and at ambient and elevated pressures. The neat components selected were n-dodecane as representative n-alkane, isooctane (2,2,4-trimethylpentane) out of the classes of iso-alkanes, cyclohexane as an example for cyclo-alkanes, and for the aromatics toluene and n-propylbenzene. For a comparison the burning velocity of Jet A-1 were measured, too.

2. Experiment

The determination of the laminar burning velocity (S_u) results from the measurement of the cone-angle (α) according to Fig. 1 (Fig. 2 shows a typical flame) and equation (1). The flow speed (v_u) is computed from the volume flow rate measured in the experiment and the nozzle's area.

$$S_u = v_u \cdot \sin \alpha \quad (1)$$

The measurements were performed at a preheat temperature of 473 K, pressures of 0.1 MPa, 0.3 MPa and 0.6 MPa and an equivalence ratio Φ from about 0.6 to 2.0 at 0.1 MPa (at elevated pressures the range is slightly smaller). A schematic of the experimental set up is shown in

Fig. 3. In the first section of the setup, which contains the preparation of the fuel-O₂-N₂-mixture, the fuel is vaporized at temperatures ranging from 390 K to 670 K, the exact temperature depends on the fuel and the pressure in the system. The fuel volume flow is regulated by a HPLC-pump (type LC-20AD, Co. Shimadzu). In order to avoid early oxidation or cracking reactions the fuel is purged with helium before vaporization and is mixed at first only with nitrogen after it has been vaporized. During the homogenization with nitrogen the temperature of the N₂/fuel-gas-mixture is adjusted to the target temperature of 473 K before oxygen is added. The ratio between nitrogen and oxygen is equal to their percentage in air and

amounts to 79:21 (N₂:O₂). Their flow rate is controlled by mass flow controllers (type F-111B, Co. Bronkhorst), calibrated with Cal-Trak (type SL-800-24, Co. Sierra Instruments).

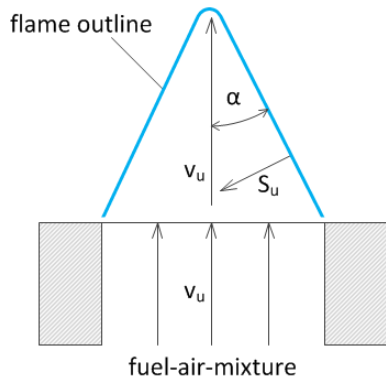


Fig. 1: Determination laminar burning velocity.




Fig. 2: Typical laminar flame (n-dodecane at $p = 0.1$ MPa, $T = 473$ K, $\Phi = 1.15$).

The next section consists of the burner where on the outlet of the nozzle the combustion of the gas-mixture takes place. To generate elevated pressures the use of the housing around the burner is necessary. Helping to stabilize the flames over the complete Φ -range, a coflow is introduced consisting of normal air at rich conditions and a mixture of 5 % CH₄, 5 % H₂ and 90 % N₂ at lean conditions. The last part of the setup contains the analysis section. With a CCD-camera (type Imager Intense, Co. LaVision) pictures of the flames (see Fig. 2 as example) were recorded and on the basis of these pictures (10 for each flame, but sometimes not all were suitable for evaluation) the laminar burning velocity is calculated using equation (1) after the cone-angle of the flame was determined.

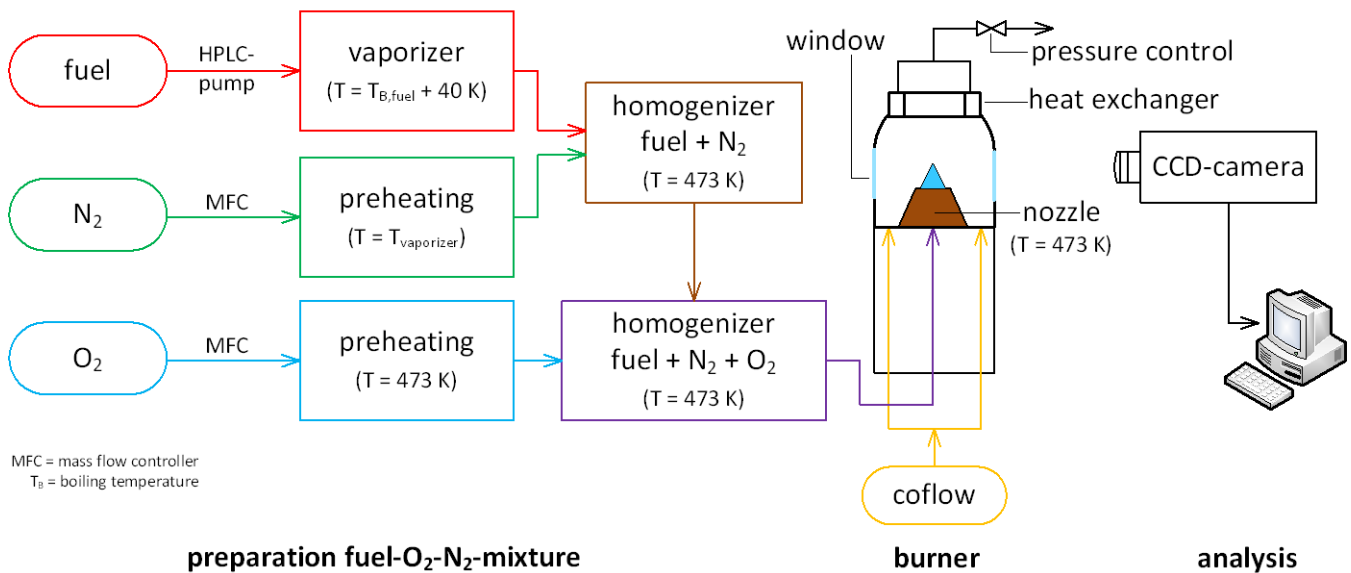


Fig. 3: Experimental set up for measuring the laminar burning velocity via the cone-angle method.

3. Results

The results of the measurements are presented in Fig. 4. All fuels exhibit a similar bell shaped curve progression and pressure dependence with a maximum laminar burning velocity at $\Phi = 1.10$. The laminar burning velocities decrease with increasing pressure. It is evident that the curve of the multicomponent mixture Jet A-1 lies in between the curves of the neat components. This can be expected due to the fact that Jet A-1 contains all the probed molecular classes (and even more) and represents a kind of a mean value of all other measured pure fuel components. For each pressure cyclohexane, n-dodecane

and n-propylbenzene have a higher burning velocity than Jet A-1, whereas the isooctane burning velocities are always lower. Only toluene differs from the typical pressure curve as it is shown in the lower right picture of Fig. 4. Between 0.1 MPa and 0.3 MPa a stronger decrease is visible for toluene than for the other fuel components.

The nearly constant difference from about 10 cm/s at the maximum between n-dodecane and isooctane reveals the dependence of the burning velocity on molecular structure. Since iso-alkanes have a tertiary carbon-atom (or yet a quaternary C-atom as in the case of isooctane) they form considerably more stable intermediates than n-alkanes. Hence iso-alkanes have a lower reactivity and this results in a lower laminar burning velocity, as can be concluded in the measurements presented.

For the evaluation of the experiment also an error analysis was performed. We consider the variation of the cone-angle, of the observed pressure, temperature, and flow rates in the error analysis. The variation of the cone-angle has the major influence of the total error. The errors were calculated to be in a range from 2 to 11 % depending on the pressure and the fuel-air-equivalence ratio. In general they rise with increasing pressure and deviation from stoichiometric conditions where the errors have the lowest values. In detail this means for the stoichiometric region that at 0.1 MPa the relative error is about 2 to 4 %, at 0.3 MPa the error can grow up to 6 % and at 0.6 MPa up to 11 %.

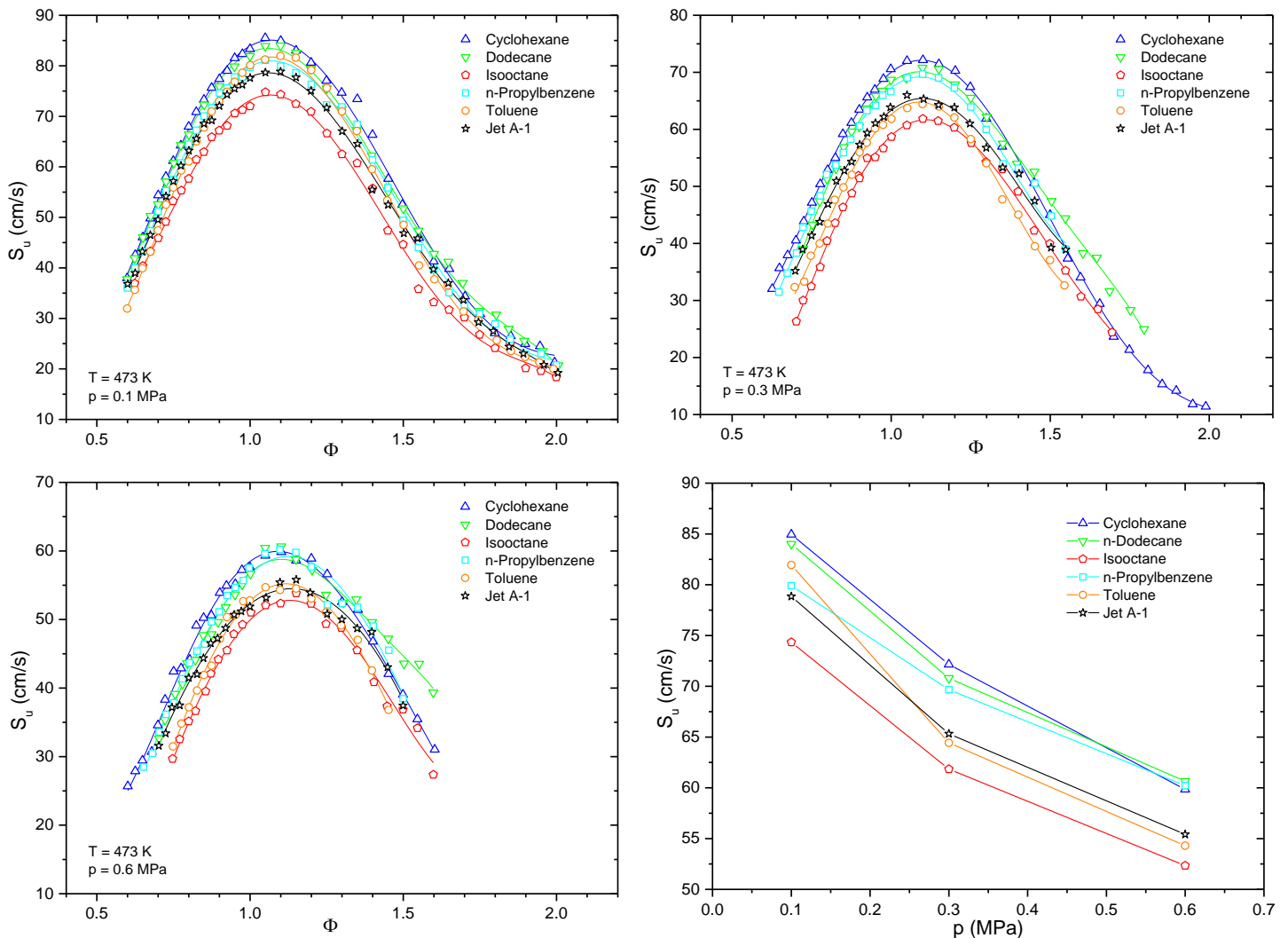


Fig. 4: Experimental results for the laminar burning velocity at different pressures (lines to guide the eye): top left - 0.1 MPa, top right - 0.3 MPa, bottom left - 0.6 MPa, bottom right - pressure dependence at $\Phi = 1.10$.

4. Comparison to Literature Values

Finally a short comparison should be given how the data obtained are comparable to data available in the literature. This comparison is performed for the neat jet fuel components at a pressure of 0.1 MPa except for the component cyclohexane, because no other experimental data at a preheat temperature of 473 K are available. A graphical comparison is shown in Fig. 5. The upper left picture shows our measurements for n-dodecane compared to data from Kumar and Sung (2007) [2]. They have performed their measurements in a counterflow twin-flame configuration to measure the laminar flame speed vs. the stretch rate (a) and used a linear extrapolation for the evaluation of S_u^0 ($a = 0$). In the lean region there is a good agreement between the experimental values, in the slightly rich region a difference up to 8 cm/s appears. In this group also measurements with isoctane [3] and toluene [4] were performed. Whereas a similar deviation occurs for isoctane the values for toluene show an opposite characteristics though there is a better match in the lean and rich regime. In the stoichiometric region the difference is smaller than 4 cm/s.

Hui et al. [5] have performed measurements of several aromatic substances using also the counterflow twin-flame technique but a non-linear extrapolation approach for evaluating S_u^0 ($a = 0$). Their data for toluene are lower than our data presented here and also lower than the data from Kumar and Sung (2010) [4], especially in the stoichiometric and rich regime. In contrast to toluene the data for n-propylbenzene of our measurements are in good agreement with the data from Hui et al. [5] and show a maximum deviation of about 3 cm/s.

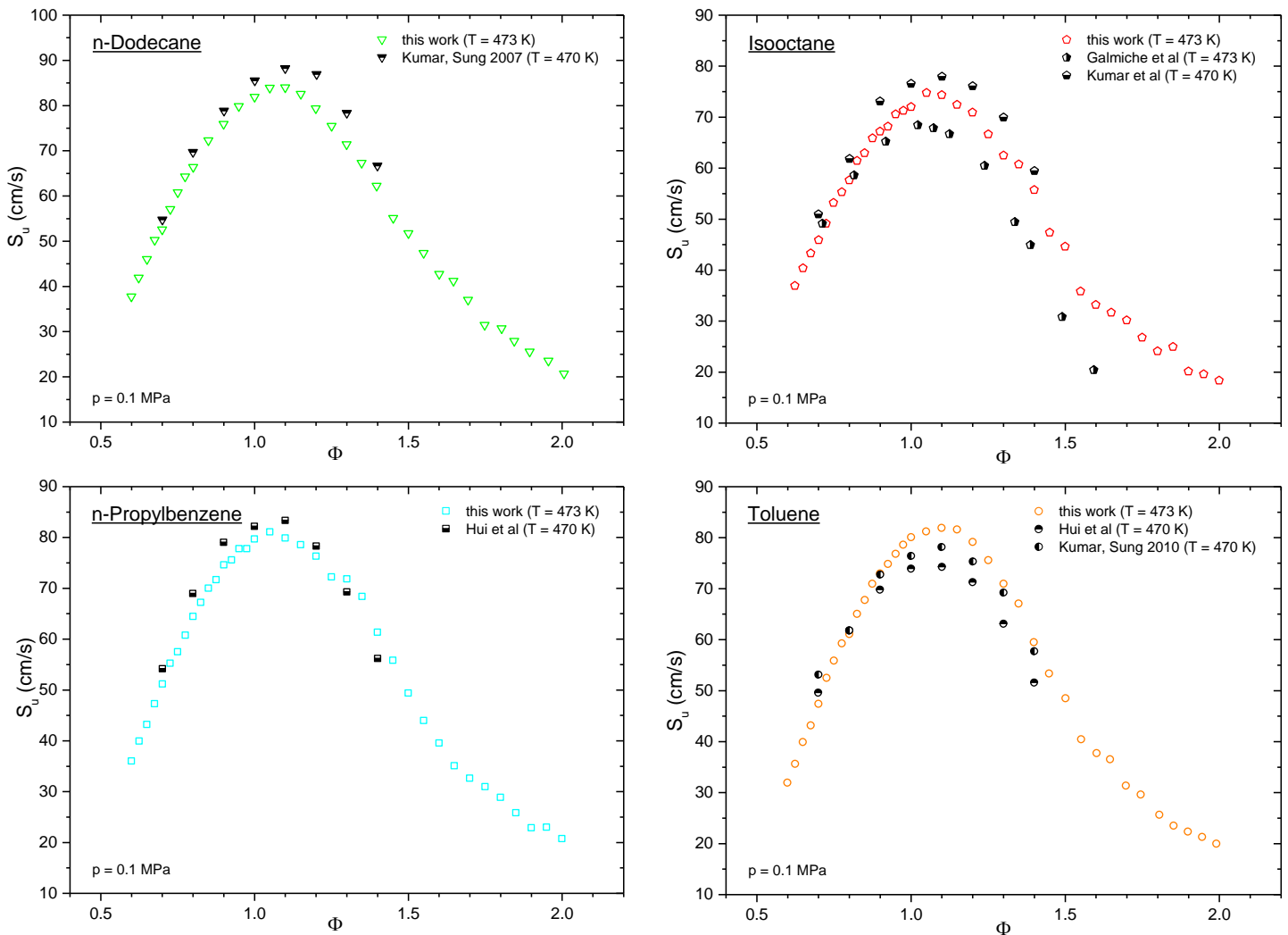


Fig. 5: Comparison of the measured laminar burning velocity with experimental results from literature: top left - n-dodecane [2], top right - isoctane [3, 6], bottom left - n-propylbenzene [5], bottom right - toluene [4, 5].

With respect to isooctane, additional data from Galmiche et al. [6] are available. They performed their measurements with a spherical flame and also used non-linear extrapolation. Compared to both, our own data and data from Kumar et al. [3], the measurements performed by Galmiche et al. [6] result in lower values. This trend is recognized in [6] and attributed to the composition of the air used in this specific experiment (20.5 % O₂ and 79.5 % N₂ instead of 21 % and 79 %).

5. Summary and Conclusion

Measurements of the laminar burning velocity for five neat jet fuel components and Jet A-1 were performed at preheat temperature $T = 473$ K and different pressures (0.1 MPa, 0.3 MPa and 0.6 MPa) for a wide range of the fuel-air equivalence ratio. The analysed neat fuel components were n-dodecane, isooctane, cyclohexane, toluene, and n-propylbenzene. The experimental results, which were collected using the cone-angle method, show that the burning velocities of the pure components differ to some extent considerably from those of Jet A-1. This behaviour was expected due Jet A-1 is a mixture of various hydrocarbons. Furthermore, it is shown that all investigated fuels have a similar pressure dependence, except toluene. A comparison with literature data for n-dodecane, isooctane, toluene, and n-propylbenzene shows consistent results since the relative deviations are predominantly smaller than 10 %.

References

- [1] T. Edwards and L. Q. Maurice, "Surrogate Mixtures to Represent Complex Aviation and Rocket Fuels," *Journal of Propulsion and Power*, vol. 17, no. 2, pp. 461-466, 2001.
- [2] K. Kumar and C.-J. Sung, "Laminar flame speeds and extinction limits of preheated n-decane/O₂/N₂ and n-dodecane/O₂/N₂ mixtures," *Combustion and Flame*, vol. 151, no. 1-2, pp. 209-224, 2007.
- [3] K. Kumar, J. E. Freeh, C.-J. Sung and Y. Huang "Laminar Flame Speeds of Preheated iso-Octane/O₂/N₂ and n-Heptane/O₂/N₂ Mixtures," *Journal of Propulsion and Power*, vol. 23, no. 2, pp. 428-436, 2007.
- [4] K. Kumar and C.-J. Sung, "Flame Propagation and Extinction Characteristics of Neat Surrogate Fuel Components," *Energy Fuels*, vol. 24, no. 7, pp. 3840-3849, 2010.
- [5] X. Hui, A. K. Das, K. Kumar, C.-J. Sung, S. Dooley and F. L. Dryer, "Laminar flame speeds and extinction stretch rates of selected aromatic hydrocarbons," *Fuel*, vol. 97, pp. 695-702, 2012.
- [6] B. Galmiche, F. Halter and F. Foucher, "Effects of high pressure, high temperature and dilution on laminar burning velocities and Markstein lengths of iso-octane/air mixtures," *Combustion and Flame*, vol. 159, no. 11, pp. 3286-3299, 2012.