

Thomas Ruedas^{1,2}

Radioactive heat production of six geologically important nuclides

final version

6 September 2017

published in:

Geochemistry, Geophysics, Geosystems , 18(9), pp. 3530–3541 (2017)

¹Institute of Planetology, Westfälische Wilhelms-Universität, Münster, Germany

²Institute of Planetary Research, German Aerospace Center (DLR), Berlin, Germany

Radioactive heat production of six geologically important nuclides

Thomas Ruedas*

Institute of Planetology, Westfälische Wilhelms- Universität, Münster, Germany
Institute of Planetary Research, German Aerospace Center (DLR), Berlin, Germany

Key points

- The heat production rates of six geologically important radionuclides are reevaluated.
- Rates differ from some older evaluations by several per cent.
- Recent data agree to within 1%, except for K-40.

Abstract

Heat production rates for the geologically important nuclides ^{26}Al , ^{40}K , ^{60}Fe , ^{232}Th , ^{235}U , and ^{238}U are calculated on the basis of recent data on atomic and nuclear properties. The revised data differ by several per cent from some older values, but indicate that more recent analyses converge toward values with an accuracy sufficient for all common geoscience applications, although some possibilities for improvement still remain, especially in the case of ^{40}K and with regard to the determination of half-lives. A Python script is provided for calculating heat production (<https://github.com/trg818/radheat>).

1 Introduction

All bodies in the Solar System were endowed with certain amounts of different radioactive nuclides at the time of their formation. The six nuclides considered here appear mostly in the silicate parts of planetary bodies, except for ^{60}Fe , of which a major part would have occurred in the metallic phase. The concentrations of the four nuclides still extant (^{40}K , ^{232}Th , ^{235}U , and ^{238}U) in the bulk silicate parts of terrestrial planets or asteroidal material lie on the order of tens of ppb to hundreds of ppt (e.g., Van Schmus, 1995; *Lodders and Fegley*, 2011; *Palme and O'Neill*, 2014), but they can increase by more than one or two orders of magnitude in oceanic and terrestrial continental crust, respectively, as a consequence of their strongly incompatible behavior in the melting processes that create crustal rocks (Van Schmus, 1995; Jaupart *et al.*, 2015). The shorter-lived nuclides ^{26}Al and ^{60}Fe seem to have had similar or somewhat lower concentrations (e.g., *Teng*, 2017; *Elliott and Steele*, 2017). For many of the Solar System bodies, especially the terrestrial planets or various types of asteroids, the decay of these nuclides has been, and still is, an important internal heat source that drives processes like mantle convection and provides much of the energy for the production of melt that results in volcanism at the surface. In the early evolution of the Solar System, especially ^{26}Al and ^{60}Fe have been considered important heat sources that facilitated extensive melting of the forming planets and their differentiation (*Urey*, 1955; *Kohman and Robison*, 1980), although very recent work indicates that the concentration of ^{60}Fe has always been too low to render this nuclide important as a heat source (*Boehnke et al.*, 2017; *Trappitsch et al.*, 2017). Models of the evolution of planetary interiors therefore rely on accurate heat production rates for the most important nuclides in order to account correctly for the magnitude and temporal change of this heat source.

Data on various atomic and nuclear properties and isotopic abundances are gathered frequently by different institutions, and every few years, international working groups release datasets of recommended values for many physical constants (Mohr *et al.*, 2016) as well as atomic and nuclear properties (e.g., *Audi et al.*, 2017; *Wang et al.*, 2017; *Meija et al.*, 2016a). In this technical note, recent relevant data are gathered in order to calculate heat production rates for the six geologically most important heat-producing nuclides ^{26}Al , ^{40}K , ^{60}Fe , ^{232}Th , ^{235}U , and ^{238}U , as the data frequently used in the literature are getting out of date or have not always been determined correctly or accurately. This paper therefore serves the dual purpose of re-evaluating and updating radioactive heat production data as well as providing a short summary of the relevant basic physics. A Python script is included to enable the users to calculate heat production themselves using their own data.

2 Theoretical background

In principle, the energy Q released by radioactive decay is given by the difference between the mass of the parent, m_P , and the daughter nuclide(s), m_D , multiplied by the square of the velocity of light in vacuum, c_0 . However, in

*Corresponding author: T. Ruedas, Institute of Planetology, Westfälische Wilhelms-Universität, Münster, Germany (t.ruedas@uni-muenster.de)

β^- , β^+ , and ϵ (electron capture, ec) decays, a part E_ν of the energy is carried away by a neutrino or antineutrino, whose interaction with matter is almost nil and which therefore does not contribute to heat production or to driving chemical processes such as radiolysis; indeed, although this paper focuses on heat, the core issue really is how much of the decay energy causes any effect in matter, and so the following considerations concerning heat energy and power apply also to chemical reactions. The formation of an (anti)neutrino in those three decay types also ensures the conservation of momentum, angular momentum, and spin, which would otherwise be violated. The energy available for heat production and the resulting power are therefore

$$E_H = (m_P - m_D)c_0^2 - E_\nu \quad (1)$$

$$H = E_H \lambda_{1/2}, \quad (2)$$

where the decay rate $\lambda_{1/2} = (\ln 2)/T_{1/2}$ is determined from the half-life $T_{1/2}$. The necessity to subtract the neutrino fraction of the energy has not always been appreciated in previous evaluations of heat production, as already noted by Castillo-Rogez *et al.* (2009). Even if the neutrinos were accounted for, several previous workers have made the simplifying assumption that the neutrino always carries away 2/3 of the maximum β energy. However, this is an empirically found approximate average of the energy of the neutrino, which may over- or underestimate the actual value substantially; the longer the decay chain is, the more one may hope that the over- and underestimations cancel in the sum, but especially for short decay chains, this cannot be relied on.

For most radionuclides, there are several possibilities to decay even for a given type of decay, because the emission or capture of particles does not always transform the parent nucleus directly into the ground state of the daughter nucleus but can leave it in some excited state, of which there can be several. The ground state is then reached by emission of gamma or X rays. In decay types that involve neutrinos, the different intermediate states must be considered individually in order to account correctly for the energy fraction lost to the (anti)neutrino in reaching them. This is the approach that is followed in this paper.

While striving for accuracy in the calculation of the heat production, two simplifying assumptions are nonetheless made:

- Often a nuclide has several decay branches, but some of them are several orders of magnitude less probable than others. Such branches with very low probability contribute almost nothing to the heat output and are often neglected in the calculations. In particular, spontaneous fission of ^{232}Th , ^{235}U , and ^{238}U , whose probability is less than 10^{-6} (NUBASE2016, Audi *et al.*, 2017), is not considered at all.
- ^{60}Fe , ^{232}Th , ^{235}U , and ^{238}U do not decay directly into stable daughters but into nuclides that are also unstable and decay further. However, the half-lives of all daughters considered here happen to be several orders of magnitude shorter than those of the initial nuclide and do not exceed a few years in most cases. The rate-limiting process for the entire decay chain and its heat production is therefore the decay of the initial nuclide, and it is assumed here that its half-life applies to the decay chain as a whole; in other words, parent and daughters are assumed to be in secular equilibrium. For the three long-lived heavy nuclides ^{232}Th , ^{235}U , and ^{238}U , whose decay chains include ^{220}Rn , ^{219}Rn , and ^{222}Rn , respectively, this assumption requires that none of this gas is lost. Given that the half-lives of these Rn isotopes (55.6 s, 3.96 s, and 3.8215 d, respectively; (NUBASE2016, Audi *et al.*, 2017)) are much shorter than generally expected migration times of atoms in large volumes of solid bulk geological materials, this seems justified, but there may be special circumstances such as near-surface environments where this is not strictly the case.

In the following, the relevant decay types are shortly described.

2.1 α decay

α decay affects mostly nuclei with intermediate to high atomic number; the long decay series of the heavy isotopes ^{232}Th , ^{235}U , and ^{238}U include several α decays. The general nuclear reaction for α decay from parent P into daughter D is



where A and Z are the nucleon and the atomic number, respectively. As α decay does not involve (anti)neutrinos but is limited to two bodies, the spectrum of decay energies to the different discrete energy levels of the daughter nuclide is also discrete, and all of the decay energy is ultimately transformed into heat and can be expressed to a very good approximation as

$$E_{H\alpha} = (m_P - m_D - m_{^4\text{He}})c_0^2, \quad (4)$$

taking into account the mass of the ^4He atom that eventually forms from the α particle (e.g., Magill and Galy, 2005); the difference in the electron binding energies between the parent and the decay products is neglected here.

2.2 β^- decay

At the core of the β^- decay is the transformation of a neutron into a proton, a high-velocity electron (β^-), and an antineutrino: $n \rightarrow p + \beta^- + \bar{\nu}$. The reaction is thus




(e.g., Magill and Galy, 2005); the cation is quickly neutralized to ${}^A_{Z+1} D$ by an electron from the surrounding medium. It occurs in neutron-rich nuclei, among them all of the parent isotopes considered here except ${}^{26}\text{Al}$. Contrary to the α decay, the β^- does not have a discrete energy spectrum but covers an energy continuum between a characteristic maximum, or endpoint, energy $E_{\beta, \max}$ and zero. The reason for this is that the transition from the parent to the daughter nuclide involves the emission not of only a single particle but of two, namely the β^- electron and the $\bar{\nu}$; the total energy difference $E_{\beta, \max}$ between the ground state of the parent and the state of the daughter reached in this stage of the decay can be divided between them in any proportion, as long as both contributions add up to $E_{\beta, \max}$. If the mean energy of the β^- is $\langle E_{\beta} \rangle$, then only a fraction $X_{\beta} = \langle E_{\beta} \rangle / E_{\beta, \max}$ of the total energy difference of the particle emission stage is available as heat, and the total heat released is

$$E_{H\beta^-} = \sum_i (\langle E_{\beta} \rangle_i + E_{\gamma i}) = \sum_i [\langle E_{\beta} \rangle_i + (m_P - m_D)c_0^2 - E_{\beta i, \max}], \quad (6)$$

where the sum is over all states of the daughter that are reached by the nucleus after the emission of the β^- and $\bar{\nu}$. The $E_{\gamma i}$ indicate the energy subsequently released as electromagnetic radiation as the daughter transitions from the excited into the ground state.

2.3 β^+ decay

The β^+ decay is in many respects symmetric to the β^- decay; it occurs in proton-rich nuclei, most importantly for our purposes in ${}^{26}\text{Al}$, but also, albeit with negligible intensity, in ${}^{40}\text{K}$. The underlying process here is the transformation of a proton into a neutron, a high-velocity positron (β^+), and a neutrino: $p \rightarrow n + \beta^+ + \nu$, and the reaction is



(e.g., Magill and Galy, 2005). The anion is neutralized to ${}^A_{Z-1} D$ by losing an electron to the surrounding medium; however, in addition the β^+ annihilates with an electron from the medium, producing two γ photons with energies of ~ 511 keV each that contribute to the heat output. The energy spectrum considerations are analogous to the β^- decay, and so the total heat released can be written as

$$E_{H\beta^+} = \sum_i (\langle E_{\beta} \rangle_i + E_{\pm i} + E_{\gamma i}) = \sum_i [\langle E_{\beta} \rangle_i + (2m_{e1} + m_P - m_D)c_0^2 - E_{\beta i, \max}], \quad (8)$$

where the sum is over all states of the daughter that are reached by the nucleus after the emission of the β^+ and ν . $E_{\pm i} = 2m_e c_0^2$ is the energy corresponding to the rest mass of the electron and the positron from a decay to the i th level that are annihilated.

2.4 Electron capture (ϵ , ec)

This process involves the capture of an electron from one of the inner orbitals of the parent atom by the parent nucleus, leading to the reaction $p + e^- \rightarrow n + \nu$. In terms of the final products, it is thus very similar to the β^+ decay, but with the important difference that no positron is emitted and therefore no annihilation takes place:



(e.g., Magill and Galy, 2005). An energy level of the daughter nucleus is reached by the emission of a neutrino only, and as a consequence, all heat release from ec is due to the subsequent de-excitation of the daughter, i.e.,

$$E_{H\epsilon} = \sum_i E_{\gamma i}. \quad (10)$$

This process also occurs in proton-rich nuclei, specifically in ${}^{26}\text{Al}$ and ${}^{40}\text{K}$.

3 Results

In the calculations, half-lives and isotope masses are taken from the NUBASE2016 and AME2016 evaluations (Audi *et al.*, 2017; Wang *et al.*, 2017), and mean atomic masses and isotopic abundances are taken from the corresponding IUPAC 2013 reports (Meija *et al.*, 2016a,b), unless otherwise stated; physical constants are from CODATA2014 (Mohr

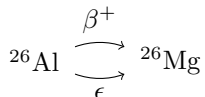
Table 1. Physical constants and unit conversion factors used in the calculations

Constant	Symbol	Value	Reference
Speed of light in vacuum	c_0	299792458 m/s	CODATA2014
Atomic mass unit (a.m.u.)	u	$1.660539040 \times 10^{-27}$ kg	CODATA2014
Rest mass of electron	m_{el}	$9.10938356 \times 10^{-31}$ kg	CODATA2014
Rest mass of ${}^4\text{He}$	m_{He}	4.00260325413 a.m.u.	AME2016
Elementary charge	e	$1.6021766208 \times 10^{-19}$ C	CODATA2014
Year	–	31556926 s	NUBASE2016
Year	–	365.2422 days	NUBASE2016

et al., 2016) (Table 1). The nuclide-specific decay data (energies and intensities) were obtained from the NuDat v.2.7 β (as retrieved in early July 2017) website (www.nndc.bnl.gov/nudat2) of the National Nuclear Data Center (NNDC) of the Brookhaven National Laboratory, USA, and the Recommended Data site of the Laboratoire National Henri Becquerel, Saclay, France (www.nucleide.org/DDEP_WG/DDEPdata.htm); in general, the newest available data were used. The main results are listed in Table 2.

3.1 ${}^{26}\text{Al}$

${}^{26}\text{Al}$ was probably the most important heat source during the early formation stages of planets and is now extinct in planetary bodies. As Al is a lithophile element and an essential constituent of several major minerals, this heat source will have been significant mostly in the rocky parts of planet-forming materials. ${}^{26}\text{Al}$ decays with a half-life of ~ 717 ky into the stable ${}^{26}\text{Mg}$, either by β^+ decay with a probability I of 0.8173 or by electron capture with a probability of 0.1827 (NuDat v.2.7 β , Basunia and Hurst, 2016):

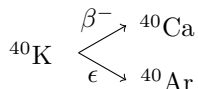


Almost one quarter of the total decay energy is carried off by neutrinos and does not contribute to heat production.

3.2 ${}^{40}\text{K}$

${}^{40}\text{K}$ is the most abundant of the four still extant nuclides considered here and is of special interest because it is assumed to contribute most of the radiogenic heat of the core, as it is the one of the four long-lived nuclides that is thought to partition most easily into a metallic melt (e.g., *Gessmann and Wood*, 2002; *Murthy et al.*, 2003; *Bouhifd et al.*, 2007; *Corgne et al.*, 2007; *Watanabe et al.*, 2014); nonetheless, K is rather lithophile, and so the actual K content of the core, which depends strongly on the particular composition of the core alloy, is probably only on the order of a few tens of ppm. As a consequence, most of it resides in the silicate part of a planet. Being an incompatible element, it strongly partitions into silicate melt and is particularly strongly concentrated in the rock types of the continental crust of the Earth, which on average reaches K contents of a few per cent (Van Schmus, 1995; Jaupart *et al.*, 2015).

The present-day fraction of ${}^{40}\text{K}$ in K is 1.1668×10^{-4} (Naumenko *et al.*, 2013). It has two important decay branches, both of which produce stable daughters:



The most likely ($I = 0.8928$) decay is a β^- decay directly to the ground state of ${}^{40}\text{Ca}$, the other ($I = 0.1072$) produces ${}^{40}\text{Ar}$ by electron capture, as does the third, very low-probability β^+ branch (NuDat v.2.7 β , *Chen*, 2017). The half-life is ~ 1.248 Gy (NUBASE2016, *Audi et al.*, 2017). The evaluations from both NuDat (*Chen*, 2017) and www.nucleide.org (Mougeot and Helmer, 2012) were found to underestimate $\langle E_\beta \rangle$ for the β^- branch significantly, and so this value was determined to be 583.55 keV with the program BetaShape, which overcomes the limitations responsible for the underestimates (*Mougeot*, 2015, and pers. comm., 2017).

3.3 ${}^{60}\text{Fe}$

The other major radiogenic heat source during the earliest part of Solar System history may have been ${}^{60}\text{Fe}$ ($T_{1/2} \approx 2.62$ My), which will have occurred in both the rocky and the metallic parts of forming planetary bodies. However, its importance depends on its actual concentration, for which reported measurements vary by a factor of 60; ongoing work suggests that some older measurements have yielded too high values and that its role may thus be overestimated (*Boehnke et al.*, 2017; *Trappitsch et al.*, 2017). ${}^{60}\text{Fe}$ transmutes by two β^- decays via ${}^{60}\text{Co}$ ($T_{1/2} \approx 5.2712$ yr) to ${}^{60}\text{Ni}$ (NuDat v.2.7 β , Browne and Tuli, 2013b):

Table 2. Atomic mass (u), half-life ($T_{1/2}$), present-day fractional abundance (X_{iso}), total and heat-effective decay energy per atom (Q , E_H), and specific heat production (H) of ^{26}Al , ^{40}K , ^{60}Fe , ^{232}Th , ^{235}U , and ^{238}U . The decay energies of ^{40}K are the weighted means of the two principal decay modes. For multi-step decay modes, only the total values are given. The elemental specific heat productions for K and U are determined according to Eq. 11 as described in Sect. 3.7.

	u (a.m.u.)	$T_{1/2}$ (My)	X_{iso}	Q (keV, J)	E_H (keV, J)	H (W/kg)
^{26}Al	25.986891863	0.717	0	4004.393	3150.155	0.3583
^{40}K	39.963998166	1248	1.1668×10^{-4}	1331.637	676.863	2.8761×10^{-5}
K	39.0983					3.4302×10^{-9}
^{60}Fe	59.934070411	2.62	0	3060.102	2710.251	3.6579×10^{-2}
^{232}Th	232.038053689	14000	1	42645.892	40418.037	2.6368×10^{-5}
^{235}U	235.043928190	704	0.0072045	46396.500	44379.817	5.68402×10^{-4}
^{238}U	238.050786996	4468	0.9927955*	51694.046	47650.476	9.4946×10^{-5} *
U	238.02891**					9.8314×10^{-5}

* Includes the fraction/contribution of ^{234}U ($X_{\text{iso}} = 5.4 \times 10^{-5}$).

** The atomic mass of ^{234}U is 234.040950370 a.m.u.

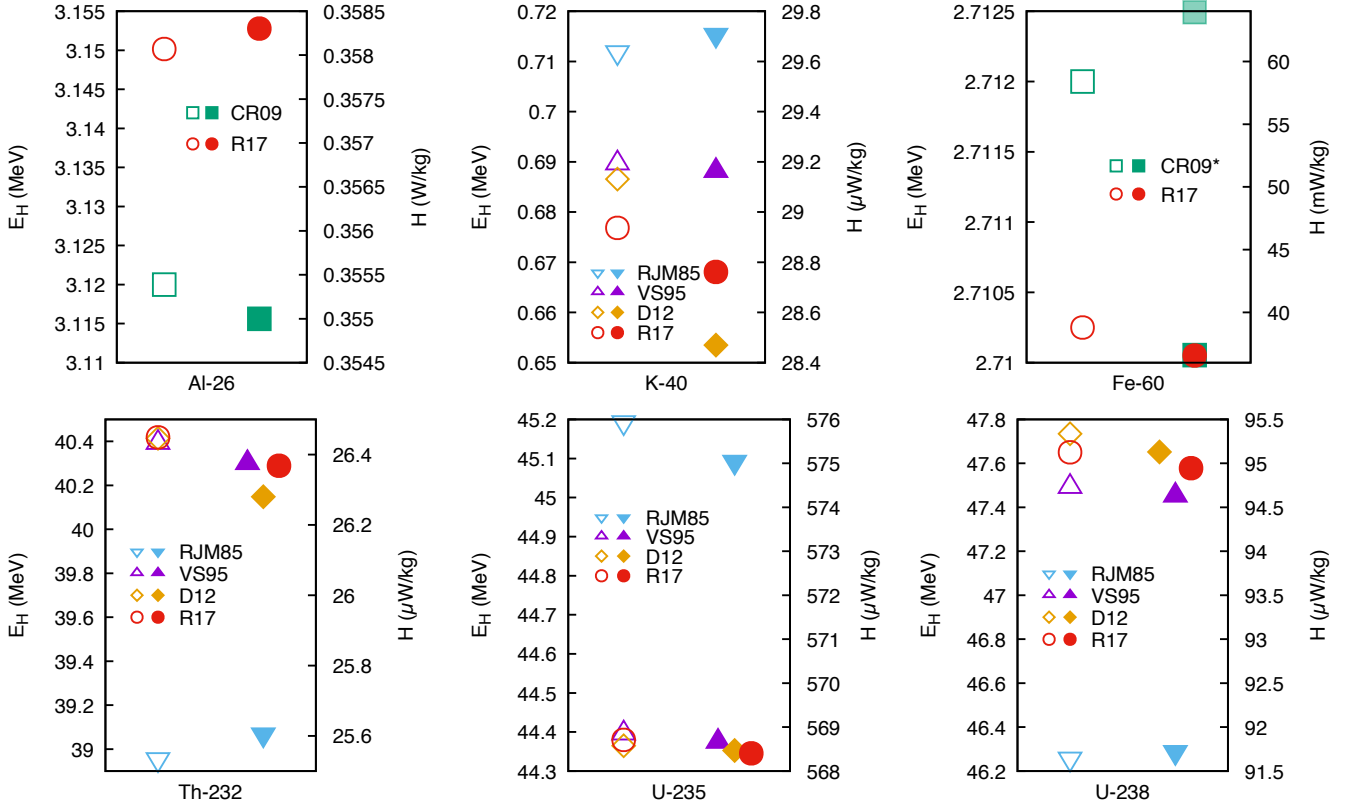


Figure 1. Decay heat energy (left axis and open symbols) and specific power (right axis and solid symbols) of the radioactive decay of ^{26}Al , ^{40}K , ^{60}Fe , ^{232}Th , ^{235}U , and ^{238}U , as determined by Rybach (1985, RJM85), Van Schmus (1995, VS95), Castillo-Rogez *et al.* (2009, CR09), Dye (2012, D12), and in this study (R17). For ^{60}Fe , CR09 did not calculate the power; therefore, two power values have been derived from their heat energy: one with the old NUBASE value from 2003 (shown in a paler shade of green) and one with the currently accepted value used here.

isotopes are consistent with each other; this implies that r_4 is always the same, even if a different r_5 is used. With $r_4 = 18384.111$ and the closure condition $\sum X_i = 1$, we have

$$X_{238} = \left(\frac{1}{r_4} + \frac{1}{r_5} + 1 \right)^{-1} \quad (15)$$

$$\bar{u}_U = X_{234}u_{234} + X_{235}u_{235} + X_{238}u_{238} = \left(\frac{u_{234}}{r_4} + \frac{u_{235}}{r_5} + u_{238} \right) X_{238}. \quad (16)$$

For the purpose of calculating bulk element power we treat ^{234}U together with ^{238}U ; the value for X_{238} in Table 2 thus is in fact $X_{234} + X_{238}$.

4 Discussion

A comparison with previous evaluations shows to which extent the detailed computation and the use of up-to-date datasets improve the values of the calculated decay heat energy and the specific power. Fig. 1 summarizes the results of the following comparison.

^{26}Al and ^{60}Fe are of interest mostly in studies of planetary formation and the earliest stages of planetary evolution. The most recent and reliable determination of heat production rates of these nuclides known to me was made by Castillo-Rogez *et al.* (2009). Compared to their values, the decay heat energy and power found in this study are 1% higher in the case of ^{26}Al , and the decay heat energy for ^{60}Fe is practically identical; the results are hence in very good agreement. Castillo-Rogez *et al.* (2009) did not calculate a power for ^{60}Fe ; assuming that they would have used the AME and NUBASE evaluations from 2003 (Audi *et al.*, 2003a,b), which were the most recent ones at their time, they would have arrived at a power of 63.93 mW/kg, i.e., almost 75% more than the value calculated here, because the half-life given in the old NUBASE dataset is 1.5 My. Almost all of the difference is therefore due to the change in the assigned $T_{1/2}$ (Fig. 1, top right panel). There have been very substantial revisions of the half-life of ^{60}Fe in recent years, and older power calculations for this nuclide may therefore be seriously in error even if the decay heat they used was accurate.

The four longer-lived nuclides are of broader relevance in the geosciences. Three reference works that provide decay energy and power information are the review paper by Van Schmus (1995), which seems to be based on original

calculations, and the tabulations of Jaupart and Mareschal (2014, Table 1) and Jaupart *et al.* (2015, Table 10); the latter two, however, merely quote values from older work by Rybach (1985), which in turn is based on work by the same author from the 1970s, and from a recent analysis by Dye (2012), respectively. Rybach, and except for ^{40}K also Van Schmus (1995), make the assumption that the neutrino always carries away $2E_{\beta,\text{max}}/3$, which is a relatively inaccurate simplification, as discussed above. It happens to work well for the long decay chains of Th and U, where the deviations largely cancel out in the sum of all β^- decays involved, although the difference for individual steps in the decay chains from measured values is often several percent; for the short decay sequences of ^{40}K and ^{60}Fe , however, it is more than 10% and 3% off, respectively. By contrast, Dye (2012) uses actual decay spectra in a spirit similar to that of this study.

The decay heat energies determined in this study differ by less than 0.5% for ^{232}Th , ^{235}U , and ^{238}U from those by Van Schmus (1995) but by almost 1–3.8% from most of those by Rybach (1985). The differences in the power calculations are similar. The agreement with the values by Dye (2012) is excellent for these three nuclides, with differences being at most a few per mil for both heat energy and power.

For ^{40}K , the discrepancies are a bit larger, as the decay heat energy and power computed by Van Schmus (1995) is 1.9 and 1.4% higher and the values from Dye (2012) are higher by 1.4 and lower by 1%, respectively. The decay heat energy and power given by Rybach (1985) and listed by Jaupart and Mareschal (2014) are 5.1 and 3.3% higher than those from this study, respectively. The reason for this is the oversimplification concerning the neutrino energy made in that paper as well as the fact that apparently the electron capture branch was not taken into account at all. Therefore, these values must be dismissed. The discrepancy between the decay heat determined by Van Schmus (1995) and the similarly high value by Dye (2012) on the one hand and the value from this study on the other hand is mostly due to the difference in the mean β energy used for the calculation. Van Schmus (1995) used 598 keV, and the value used by Dye (2012) seems to have been almost as high, although his calculation is not presented in sufficient detail to be sure, whereas the value determined with BetaShape used here is 584 keV. In the power calculations, these high energy estimates are (over)compensated by the use of longer half-lives used in the older studies (see Fig. 1, top center).

The fact that the differences between the results from this study and those by previous workers are not the same for the decay heat energy and the power highlights one particular source of uncertainty in addition to errors and uncertainties in the energy calculation, namely the uncertainty in the determination of the half-life $T_{1/2}$. The comparatively short half-lives of the intermediate steps in the decay chains considered here are not a matter of concern in this context because of the assumption of secular equilibrium; however, a potential problem lies in the dominant half-lives of the parent. The survey of half-life measurements by *Boehnke and Harrison* (2014) includes some of the isotopes under consideration here and highlights some problems with the generally accepted half-lives. For instance, they point out that the accepted half-lives were determined using measurements most of which are several decades old and thus do not benefit from recent technological advances. Furthermore, the number of available measurements is very small in several cases; in particular, the accepted half-life of ^{238}U , which has a crucial role in half-life evaluations, is based on one single study (*Jaffey et al.*, 1971), as also discussed by *Villa et al.* (2016). *Boehnke and Harrison* (2014) determined half-lives of 14.13 Gy and 702.5 My for ^{232}Th and ^{235}U , respectively, which would result in specific heat productions of 2.6126×10^{-5} W/kg for ^{232}Th and of 5.69616×10^{-4} W/kg for ^{235}U , other parameters being equal; this is about 1% less and 0.2% more, respectively, than the values in Table 2. For these nuclides, the uncertainty introduced by the half-lives is thus of approximately the same magnitude as the differences related to the decay energy between this study and the calculations by Van Schmus (1995), who used the same half-life values for these two nuclides. In summary, even though the uncertainty from half-lives is usually not as extreme as in the case of ^{60}Fe (cf. Fig. 1, top right), it remains an issue of similar magnitude as the accuracy of the energy determination and has corresponding implications for the heat production.

The different evaluations summarized in Fig. 1 demonstrate that in general, the radioactive heat production data for use in the geosciences have been consolidated in the last one or two decades and have improved compared with older data from the 1970s and 1980s; the clear contrast between the two subsets is a clear sign that the old data should be discarded. This consolidation notwithstanding, new measurements and improvements in the evaluations of nuclear data may still result in noticeable changes, as exemplified most strikingly by the revision of the half-life of ^{60}Fe a few years ago, but also by a reevaluation of the β energy spectra of ^{40}K in progress at the time of writing, which also resulted in changes of a few per cent relative to calculations based on older values for $\langle E_{\beta} \rangle$.

The extent to which these small differences matter depends on the problem at hand. On the one hand, there are large-scale problems such as the global composition models for the Earth or other planets, or considerations of the heat budget of core dynamos. At these scales, the contents in heat-producing elements are still quite uncertain. For instance, K, Th, and U concentrations in model compositions for the Bulk Silicate Earth often differ by 10–15%, and may in some cases even reach several tens of per cent (cf. Jaupart *et al.*, 2015, Table 9). Similarly, estimates for the content of the Earth’s core especially of K vary by an order of magnitude, and thermal core evolution models that include it as one of several heat sources indicate that the effect of internal radioactive heating is of some importance mostly with regard to the initial temperature at the core–mantle boundary (*Nimmo*, 2015). In the case of the short-lived, extinct nuclides ^{26}Al and ^{60}Fe , the largest source of uncertainty at this point is probably the determination of initial concentrations, which can only be inferred from certain isotopic excess concentrations in their stable daughters ^{26}Mg and ^{60}Ni observed in primordial meteoritic material (*Teng*, 2017; *Elliott and Steele*, 2017), at least unless

major adjustments of their half-lives are still ahead of us. For these considerations, the heating rates resulting from recent evaluations can be considered stable results, and the differences between them are presently of minor or no importance, although new constraints, e.g., provided by geoneutrino detectors (e.g., Šrámek *et al.*, 2013; Leyton *et al.*, 2017) may reduce the uncertainty in the future. In this context it is worth keeping in mind that the relative amounts of the different heat-producing nuclides have changed with time due to their different half-lives, and so have their contributions: The concentrations of ^{40}K , ^{232}Th , ^{235}U , and ^{238}U have been approximately 12, 1.25, 84, and 2 times higher, respectively, at the beginning of the Solar System than today, and uncertainties in their energy output that are insignificant today would have translated into larger absolute effects in the early history of a planet.

On the other hand, the concentrations of these nuclides are often much better known in specific regional or local settings or for specific rock types (e.g., Van Schmus, 1995; Jaupart and Mareschal, 2014), and therefore it may be possible and useful to determine the heat production of such units with a precision where even variations at the per cent level become relevant. Moreover, in rock types with high concentrations of radionuclides, in particular continental crust rock, small variations in the assumed heat production again translate into relatively large differences in absolute values. Especially in the context of enriched near-surface rocks or rock units near a rock–water interface, we may also recall from Sect. 2 that the radiation from radioactive decay has an ionizing effect. For instance, radiolysis of water and the concomitant production of H_2 and other gases has long been known and studied because of nuclear safety implications (e.g., Le Caër, 2011) or as an energy source for microbial lifeforms in deep-earth or astrobiological environments (e.g., Pedersen, 1997; Lin *et al.*, 2005). In this context, it is the production rate of such radiolysis products that depends on the accessible energy from radioactive decay.

5 Conclusions

The heat production of the six radioactive nuclides of relevance for the thermal evolution of planetary bodies has been recalculated using recent data and accounting for the details of the decay processes to greater extent than some previous studies. The new values generally agree well with other recent studies but differ by several per cent from older published values which have been in frequent use until recently. Specifically for ^{40}K , even methodically thorough earlier studies arrive at values for the decay heat that are higher by 1–2% and would translate into a slightly higher estimate of the heat production. Even more important than the improved accuracy of the heat production calculations, however, is the awareness that the total decay energy is not fully available for heat production and that the practice of equating Q with E_H by ignoring the loss by neutrinos, unfortunately found in various publications, leads to a substantial overestimate of heat production for all six nuclides considered here, ranging from relatively modest 4.5–8.5% for the three heavy nuclides to about 13 and 27% for the short-lived ^{60}Fe and ^{26}Al , respectively, to as much as 97% for ^{40}K .

A Jupyter notebook as well as a Python script derived from it are provided as Supplementary Material to this study (<https://github.com/trg818/radheat>) in order to allow users to carry out calculations of their own with other values.

Acknowledgments

I thank Steve Dye and three anonymous referees for a variety of helpful remarks, which helped me to clarify and improve the paper. I am also very grateful to NuDat and `nucleide.org` maintainers Shamsuzzoha Basunia, Jun Chen, Xavier Mougeot, Balraj Singh, and Alejandro Sonzogni for their detailed and patient answers to some questions about the data provided there, in particular issues concerning the decays of ^{40}K and ^{210}Bi . Initial work on the heat production of ^{40}K was done with support by grant Ru 1839/1-1 from the Deutsche Forschungsgemeinschaft (DFG) to the author. The data presented in this paper are included in the text or in the supporting information, or they can be reproduced with the code provided at <https://github.com/trg818/radheat>.

References

- Abusaleem, K. (2014): Nuclear data sheets for $A = 228$. *Nucl. Data Sheets 116*, 163–262, doi:10.1016/j.nds.2014.01.002.
- Audi, G., Bersillon, O., Blachot, J., Wapstra, A. H. (2003a): The NUBASE evaluation of nuclear properties. *Nucl. Phys. A 729*(1), 3–128, doi:10.1016/j.nuclphysa.2003.11.001.
- Audi, G., F. G. Kondev, M. Wang, W. J. Huang, and S. Naimi (2017), The NUBASE2016 evaluation of nuclear properties, *Chin. Phys. C, 41*(3), 030001, doi:10.1088/1674-1137/41/3/030001.
- Audi, G., Wapstra, A. H., Thibault, C. (2003b): The AME2003 atomic mass evaluation: (II). Tables, graphs and references. *Nucl. Phys. A 729*(1), 337–676, doi:10.1016/j.nuclphysa.2003.11.003, URL <http://www.nndc.bnl.gov/masses/>.
- Basunia, M. S. (2014): Nuclear data sheets for $A = 210$. *Nucl. Data Sheets 121*, 561–694, doi:10.1016/j.nds.2014.09.004.

- Basunia, M. S., Hurst, A. M. (2016): Nuclear data sheets for $A = 26$. *Nucl. Data Sheets* 132, 1–148, doi:10.1016/j.nds.2016.04.001.
- Boehnke, P., and T. M. Harrison (2014), A meta-analysis of geochronologically relevant half-lives: what’s the best decay constant?, *Int. Geol. Rev.*, 56(7), 905–914, doi:10.1080/00206814.2014.908420.
- Boehnke, P., K. D. McKeegan, T. Stephan, R. C. J. Steele, R. Trappitsch, and A. M. Davis (2017), The rise and fall of iron-60, *Meteorit. Planet. Sci.*, 52(S1), 6243, doi:10.1111/maps.12934.
- Bouhifd, M. A., L. Gautron, N. Bolfan-Casanova, V. Malavergne, T. Hammouda, D. Andrault, and A. P. Jephcoat (2007), Potassium partitioning into molten iron alloys at high-pressure: Implications for Earth’s core, *Phys. Earth Planet. Inter.*, 160(1), 22–33, doi:10.1016/j.pepi.2006.08.005.
- Browne, E., Tuli, J. K. (2013a): Nuclear data sheets for $A = 231$. *Nucl. Data Sheets* 114(6–7), 751–840, doi:10.1016/j.nds.2013.05.002.
- Browne, E., Tuli, J. K. (2013b): Nuclear data sheets for $A = 60$. *Nucl. Data Sheets* 114(12), 1849–2022, doi:10.1016/j.nds.2013.11.002.
- Castillo-Rogez, J., Johnson, T. V., Lee, M. H., Turner, N. J., Matson, D. L., Lunine, I. (2009): ^{26}Al decay: Heat production and a revised age for Iapetus. *Icarus* 204, 658–662, doi:10.1016/j.icarus.2009.07.025.
- Chen, J. (2017), Nuclear data sheets for $A = 40$, *Nucl. Data Sheets*, 140, 1–376, doi:10.1016/j.nds.2017.02.001.
- Chisté, V., Bé, M.-M. (2007): ^{218}Po – Comments on evaluation of decay data. In *Table de Radionucléides*, CEA/LNHB, Gif-sur-Yvette, France.
- Chisté, V., and M.-M. Bé (2010a), $^{218}\text{Po}_{134}$, in *Table de Radionucléides*, CEA/LNHB, Gif-sur-Yvette, France.
- Chisté, V., and M.-M. Bé (2010b), ^{214}Pb – Comments on evaluation of decay data, in *Table de Radionucléides*, CEA/LNHB, Gif-sur-Yvette, France.
- Chisté, V., and M.-M. Bé (2010c), $^{214}\text{Pb}_{132}$, in *Table de Radionucléides*, CEA/LNHB, Gif-sur-Yvette, France.
- Chisté, V., Bé, M.-M., Kellett, M. A. (2014a): ^{210}Bi – Comments on evaluation of decay data. In *Table de Radionucléides*, CEA/LNHB, Gif-sur-Yvette, France.
- Chisté, V., Bé, M.-M., Kellett, M. A. (2014b): $^{210}\text{Bi}_{127}$. In *Table de Radionucléides*, CEA/LNHB, Gif-sur-Yvette, France.
- Corgne, A., S. Keshav, Y. Fei, and W. F. McDonough (2007), How much potassium is in the Earth’s core? New insights from partitioning experiments, *Earth Planet. Sci. Lett.*, 256, 567–576.
- Dye, S. T. (2012): Geoneutrinos and the radioactive power of the Earth. *Rev. Geophys.* 50(3), RG3007, doi:10.1029/2012RG000400.
- Elliott, T., and R. C. J. Steele (2017), The isotope geochemistry of Ni, *Rev. Mineral. Geochem.*, 82, 511–542, doi:10.2138/rmg.2017.82.12.
- Gessmann, C. K., and B. J. Wood (2002), Potassium in the Earth’s core?, *Earth Planet. Sci. Lett.*, 200(1–2), 63–78, doi:10.1016/S0012-821X(02)00593-9.
- Goldmann, A., Brennecka, G., Noordman, J., Weyer, S., Wadhwa, M. (2015): The uranium isotopic composition of the Earth and the Solar System. *Geochim. Cosmochim. Acta* 148, 145–158, doi:10.1016/j.gca.2014.09.008.
- Huang, X., Wang, B. (2009): ^{223}Fr – Comments on evaluation of the decay data. In *Table de Radionucléides*, CEA/LNHB, Gif-sur-Yvette, France.
- Huang, X., Wang, B. (2011a): ^{234}Pa – Comments on evaluation of the decay data. In *Table de Radionucléides*, CEA/LNHB, Gif-sur-Yvette, France.
- Huang, X., Wang, B. (2011b): $^{234}\text{Pa}^m$ – Comments on evaluation of the decay data. In *Table de Radionucléides*, CEA/LNHB, Gif-sur-Yvette, France.
- Huang, X., Wang, B. (2011c): $^{234}\text{Pa}_{143}$. In *Table de Radionucléides*, CEA/LNHB, Gif-sur-Yvette, France.
- Huang, X., Wang, B. (2011d): $^{234}\text{Pa}_{143}^m$. In *Table de Radionucléides*, CEA/LNHB, Gif-sur-Yvette, France.
- Huang, X., Wang, B. (2012): $^{223}\text{Fr}_{136}$. In *Table de Radionucléides*, CEA/LNHB, Gif-sur-Yvette, France.
- Huang, X., Wang, B. (2014): $^{235}\text{U}_{143}$. In *Table de Radionucléides*, CEA/LNHB, Gif-sur-Yvette, France.

- Jaffey, A. H., K. F. Flynn, L. E. Glendenin, W. C. Bentley, and A. M. Essling (1971), Precision measurement of half-lives and specific activities of ^{235}U and ^{238}U , *Phys. Rev. C*, *4*(5), 1889–1906, doi:10.1103/PhysRevC.4.1889.
- Jaupart, C., Labrosse, S., Lucazeau, F., Mareschal, J.-C. (2015): Temperatures, heat, and energy in the mantle of the Earth. In *Mantle Dynamics*, edited by D. Bercovici, volume 7 of *Treatise on Geophysics*, chapter 7.06, pp. 223–270, Elsevier, 2nd edition, doi:10.1016/B978-0-444-53802-4.00126-3.
- Jaupart, C., Mareschal, J.-C. (2014): Constraints on crustal heat production from heat flow data. In *The Crust*, edited by R. L. Rudnick, volume 4 of *Treatise on Geochemistry*, chapter 4.2, pp. 53–73, Elsevier, 2nd edition, doi:10.1016/B978-0-08-095975-7.00302-8.
- Kohman, T. P., and M. S. Robison (1980), Iron-60 as a possible heat source and chronometer in the early Solar System, in *11th Lunar Planet. Sci. Conf.*, pp. 564–566, Houston.
- Kondev, F., McCutchan, E., Singh, B., Tuli, J. (2016): Nuclear data sheets for $A = 227$. *Nucl. Data Sheets 132*, 257–354, doi:10.1016/j.nds.2016.01.002.
- Kondev, F. G., Lalkovski, S. (2011): Nuclear data sheets for $A = 207$. *Nucl. Data Sheets 112*(3), 707–853, doi:10.1016/j.nds.2011.02.002.
- Le Caër, S. (2011), Water radiolysis: Influence of oxide surfaces on H_2 production under ionizing radiation, *Water*, *3*(1), 235–253, doi:10.3390/w3010235.
- Leyton, M., S. Dye, and J. Monroe (2017), Exploring the hidden interior of the Earth with directional neutrino measurements, *Nat. Comm.*, *8*, 15989, doi:10.1038/ncomms15989.
- Lin, L.-H., G. F. Slater, B. Sherwood Lollar, G. Lacrampe-Couloume, and T. C. Onstott (2005), The yield and isotopic composition of radiolytic H_2 , a potential energy source for the deep subsurface biosphere, *Geochim. Cosmochim. Acta*, *69*(4), 893–903, doi:10.1016/j.gca.2004.07.032.
- Lodders, K., and B. Fegley, Jr. (2011), *Chemistry of the Solar System*, 476 pp., RSC Publishing, Cambridge.
- Luca, A. (2009a): ^{228}Ra – Comments on evaluation of decay data. In *Table de Radionucléides*, CEA/LNHB, Gif-sur-Yvette, France.
- Luca, A. (2009b): ^{234}Th – Comments on evaluation of decay data. In *Table de Radionucléides*, CEA/LNHB, Gif-sur-Yvette, France.
- Luca, A. (2010): $^{234}\text{Th}_{144}$. In *Table de Radionucléides*, CEA/LNHB, Gif-sur-Yvette, France.
- Luca, A. (2012): $^{228}\text{Ra}_{140}$. In *Table de Radionucléides*, CEA/LNHB, Gif-sur-Yvette, France.
- Magill, J., Galy, J. (2005): *Radioactivity Radionuclides Radiation*. Springer, Berlin-Heidelberg, doi:10.1007/b138236.
- Meija, J., T. B. Coplen, M. Berglund, W. A. Brand, P. De Bièvre, M. Gröning, N. E. Holden, J. Irrgeher, R. D. Loss, T. Walczyk, and T. Prohaska (2016a), Atomic weights of the elements 2013 (iupac technical report), *Pure Appl. Chem.*, *88*(3), 265–291, doi:10.1515/pac-2015-0305.
- Meija, J., T. B. Coplen, M. Berglund, W. A. Brand, P. De Bièvre, M. Gröning, N. E. Holden, J. Irrgeher, R. D. Loss, T. Walczyk, and T. Prohaska (2016b), Isotopic compositions of the elements 2013 (IUPAC Technical Report), *Pure Appl. Chem.*, *88*(3), 293–306, doi:10.1515/pac-2015-0503.
- Mohr, P. J., Newell, D. B., Taylor, B. N. (2016): CODATA recommended values of the fundamental physical constants: 2014. *J. Phys. Chem. Ref. Data* *45*(4), 043102, doi:10.1063/1.4954402.
- Mougeot, X. (2015), Reliability of usual assumptions in the calculation of β and ν spectra, *Phys. Rev. C*, *91*(5), 055504, doi:10.1103/PhysRevC.91.055504, erratum in *Phys. Rev. C* *92*, 059902.
- Mougeot, X., Helmer, R. G. (2012): $^{40}\text{K}_{21}$. In *Table de Radionucléides*, CEA/LNHB, Gif-sur-Yvette, France.
- Murthy, V. R., W. van Westrenen, and Y. Fei (2003), Experimental evidence that potassium is a substantial radioactive heat source in planetary cores, *Nature*, *423*, 163–165.
- Naumenko, M. O., Mezger, K., Nägler, T. F., Villa, I. M. (2013): High precision determination of the terrestrial ^{40}K abundance. *Geochim. Cosmochim. Acta* *122*, 353–362, doi:10.1016/j.gca.2013.08.019.
- Nichols, A. L. (2010), ^{208}Tl – Comments on evaluation of decay data, in *Table de Radionucléides*, CEA/LNHB, Gif-sur-Yvette, France.

- Nichols, A. L. (2011a), ^{212}Pb – Comments on evaluation of decay data, in *Table de Radionucléides*, CEA/LNHB, Gif-sur-Yvette, France.
- Nichols, A. L. (2011b), $^{212}\text{Pb}_{130}$, in *Table de Radionucléides*, LNHB/CEA, Gif-sur-Yvette, France.
- Nichols, A. L. (2011c), ^{212}Bi – Comments on evaluation of decay data, in *Table de Radionucléides*, CEA/LNHB, Gif-sur-Yvette, France.
- Nichols, A. L. (2011d), $^{212}\text{Bi}_{129}$, in *Table de Radionucléides*, LNHB/CEA, Gif-sur-Yvette, France.
- Nichols, A. L. (2016), $^{208}\text{Tl}_{127}$, in *Table de Radionucléides*, LNHB/CEA, Gif-sur-Yvette, France.
- Nimmo, F. (2015), Thermal and compositional evolution of the core, in *Evolution of the Earth, Treatise on Geophysics*, vol. 9, edited by D. J. Stevenson, 2nd ed., chap. 9.08, pp. 201–219, Elsevier, doi:10.1016/B978-0-444-53802-4.00160-3.
- Palme, H., and H. S. C. O'Neill (2014), Cosmochemical estimates of mantle composition, in *The Mantle and Core, Treatise on Geochemistry*, vol. 3, edited by R. W. Carlson, 2nd ed., chap. 3.1, pp. 1–39, Elsevier, doi:10.1016/B978-0-08-095975-7.00201-1.
- Pedersen, K. (1997), Microbial life in deep granitic rock, *FEMS Microbiol. Rev.*, *20*(3–4), 399–414, doi:10.1111/j.1574-6976.1997.tb00325.x.
- Rybach, L. (1985): Determination of heat production rate. In *Handbook of Terrestrial Heat-Flow Density Determination*, edited by R. Haenel, L. Rybach, L. Stegena, pp. 125–142, Kluwer, Dordrecht, doi:10.1007/978-94-009-2847-3.
- Singh, B., Abriola, D., Baglin, C., Demetriou, V., Johnson, T., McCutchan, E., Mukherjee, G., Singh, S., Sonzogni, A., Tuli, J. (2013): Nuclear data sheets for $A = 211$. *Nucl. Data Sheets 114*(6–7), 661–749, doi:10.1016/j.nds.2013.05.001.
- Šrámek, O., W. F. McDonough, E. S. Kite, V. Lekić, S. T. Dye, and S. Zhong (2013), Geophysical and geochemical constraints on geoneutrino fluxes from Earth's mantle, *Earth Planet. Sci. Lett.*, *361*, 356–366, doi:10.1016/j.epsl.2012.11.001.
- Teng, F.-Z. (2017), Magnesium isotope geochemistry, *Rev. Mineral. Geochem.*, *82*, 219–287, doi:10.2138/rmg.2017.82.7.
- Trappitsch, R., P. Boehnke, P. T. Stephan, M. Telus, M. R. Savina, O. Pardo, A. M. Davis, N. Dauphas, and G. R. Huss (2017), The life and death of iron-60, *Meteorit. Planet. Sci.*, *52*(S1), 6299, doi:10.1111/maps.12934.
- Urey, H. C. (1955), The cosmic abundances of potassium, uranium, and thorium and the heat balances of the Earth, the Moon, and Mars, *Proc. Nat. Acad. Sci.*, *41*(3), 127–144.
- Van Schmus, W. R. (1995): Natural radioactivity of the crust and mantle. In *Global Earth Physics — A Handbook of Physical Constants*, edited by T. J. Ahrens, volume 1 of *AGU Reference Shelf*, pp. 283–291, American Geophysical Union, Washington, D.C.
- Villa, I. M., Bonardi, M. L., De Bièvre, P., Holden, N. E., Renne, P. R. (2016): IUPAC-IUGS status report on the half-lives of ^{238}U , ^{235}U and ^{234}U . *Geochim. Cosmochim. Acta 172*, 387–392, doi:10.1016/j.gca.2015.10.011. Corrigendum in 192, 338–339.
- Wang, M., G. Audi, F. G. Kondev, W. J. Huang, S. Naimi, and X. Xu (2017), The AME2016 atomic mass evaluation. (II). Tables, graphs and references, *Chin. Phys. C*, *41*(3), 030003, doi:10.1088/1674-1137/41/3/030003.
- Watanabe, K., E. Ohtani, S. Kamada, T. Sakamaki, M. Miyahara, and Y. Ito (2014), The abundance of potassium in the Earth's core, *Phys. Earth Planet. Inter.*, *237*, 65–72, doi:10.1016/j.pepi.2014.10.001.
- Wohlert, A., and B. J. Wood (2015), A Mercury-like component of early Earth yields uranium in the core and high mantle ^{142}Nd , *Nature*, *520*, 337–340, doi:10.1038/nature14350.
- Wohlert, A., and B. J. Wood (2017), Uranium, thorium and REE partitioning into sulfide liquids: Implications for reduced S-rich bodies, *Geochim. Cosmochim. Acta*, *205*, 226–244, doi:10.1016/j.gca.2017.01.050.
- Wood, B. J., and J. D. Blundy (2014), Trace element partitioning: The influences of ionic radius, cation charge, pressure, and temperature, in *The Mantle and Core, Treatise on Geochemistry*, vol. 3, edited by R. W. Carlson, 2nd ed., chap. 3.11, pp. 421–448, Elsevier, doi:10.1016/B978-0-08-095975-7.00209-6.
- Wu, S.-C. (2009): Nuclear data sheets for $A = 214$. *Nucl. Data Sheets 110*(3), 681–748, doi:10.1016/j.nds.2009.02.002.